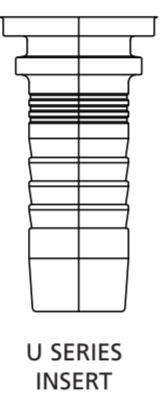

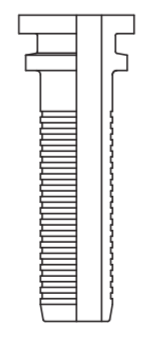
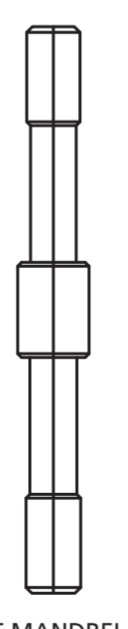


HOSE TYPE	INSERT TYPE	COLLAPSE MANDREL	TOLERANCE ON SWAGING	03	04	05	06	08	10	12	16	DASH	
				3/16"	1/4"	5/16"	3/8"	1/2"	5/8"	3/4"	1"	in.	
				05	06	08	10	12	16	20	25	DN	
702 (711 Twin)	 U SERIES INSERT	 U MANDREL HPT-16888-**U	TO COLLAPSE MANDREL HPT-16888-**U	U7000-03	U7000-04	U7000-05	U7000-06	U7000-08	U8000-10	U7000-12	U7000-16		
			12.50	13.47	16.13	17.52	21.85	24.13	27.15	34.32			
703			TO COLLAPSE MANDREL HPT-16888-**U		U8000-04	U8000-05	U8000-06	U8000-08	U8000-10	U8000-12	U1000-16		
					17.00	17.12	19.83	22.32	25.30	29.40	38.45		
709			TO COLLAPSE MANDREL HPT-16888-**U			U8000-04		U8000-06	U8000-08		U8000-12	U1000-16	
					16.70		19.54	22.43		29.03	38.25		
714			TO COLLAPSE MANDREL HPT-16888-**U		U7000-03	U7000-04		U7000-06	U7000-08		U7000-12		
					12.29	13.33		17.51	21.63		27.03		
715			TO COLLAPSE MANDREL HPT-16888-**U			U8000-04		U8000-06	U8000-08				
					17.07		19.45	22.34					
720			TO COLLAPSE MANDREL HPT-16888-**U			U7000-04		U7000-06	U8000-08				
					14.37		18.40	22.32					
722 (726 Twin)					U9000-03	U7000-04	U7000-05	U7000-06	U8000-08	U8000-10	U8000-12	U1000-16	
					13.20	14.03	16.55	18.35	21.90	24.81	28.80	37.85	
727			TO COLLAPSE MANDREL HPT-16888-**U						U8000-08		U5000-12	U5000-16	
									23.17		31.42	38.38	
735			TO COLLAPSE MANDREL HPT-16888-**U						U8000-08		U5000-12	U5000-16	
									23.17		31.42	39.25	
737 (736 Twin)					U9000-03	U7000-04	U7000-05	U7000-06	U8000-08				
					13.15	14.19	16.50	18.28	21.68				
9066	TO COLLAPSE MANDREL HPT-16888-**U			KTC04V71W		U7000-06							
				12.90		17.35							
9072	TO COLLAPSE MANDREL HPT-16888-**U					U8000-06	U8000-08						
						19.20	22.35						
9079	TO COLLAPSE MANDREL HPT-16888-**U		U7000-03	U7000-04									
			12.65	14.02									
9081	TO COLLAPSE MANDREL HPT-16888-**U					U8000-06							
						19.20							
9086	TO COLLAPSE MANDREL HPT-16888-**U		U9000-03	U7000-04									
			13.20	14.07									
9088	TO COLLAPSE MANDREL HPT-16888-**U			KTC04V71W		U7000-06							
				12.75		17.30							
EFL1			TO DIAMETER +/- 0.13	U7000-03	U7000-04	U7000-05	U7000-06	U7000-08	U8000-10	U7000-12	U7000-16		
				11.55	13.15	15.80	16.65	21.00	23.20	25.37	33.00		
EFH1			TO DIAMETER +/- 0.13		U7000-04	U7000-05	U7000-06	U7000-08	U8000-10	U7000-12	U7000-16		
				13.65	15.65	17.30	20.80	23.45	26.00	33.10			

NOTE: WHEN USING THE 'U' SERIES FERRULE WITH AN 'X' SERIES INSERT SWAGE TO THE ABOVE SPECIFIED DIAMETER +/-0.13MM

754	 ET SERIES INSERT	 ET MANDREL HPT-9933-**ET	TO COLLAPSE MANDREL HPT-9933-**ET	ET-04-352	ET-06-754	ET-08-754			
				17.14	20.57	25.45			
755			TO COLLAPSE MANDREL HPT-9933-**ET			ET-08-755	ET-12-755	ET-16-755	
						27.41	35.51	43.71	
352			TO COLLAPSE MANDREL HPT-9933-**ET		ET-04-352	ET-06-352			
			17.29	21.74					
852	TO COLLAPSE MANDREL HPT-9933-**ET		ET-04-852						
			17.60						
353	TO COLLAPSE MANDREL HPT-9933-**ET		ET-04-352						
			17.20						

IMPORTANT

1. Do not use lubrication of any kind when assembling ET Series inserts
2. If the above swage diameters do not produce an insert bore collapse then they must be adjusted to do so. The collapse mandrel part numbers are as above where ** denotes the insert tail size



KEY	
1	= 'U' or ET FERRULE.
2	= SWAGING DIAMETER mm.

Designed,
Matched &
Qualified

